

GLOBAL

SPA COMPONENTS

On-Spa™ User Guide (Home Network Connection)

Connecting to the Spa's Wi-fi Network:

In order to control the spa using the app you must first be connected to the spa's wi-fi network

<p>From the main screen Press the "Settings" icon</p>	<p>Press the "Wi-Fi" icon</p>	<p>Look for your spas wifi network. It will be named Arctic Spas XXXXX. Press to join</p>

GLOBAL SPA COMPONENTS



You will be asked for a password. The factory default is "Globalspa"



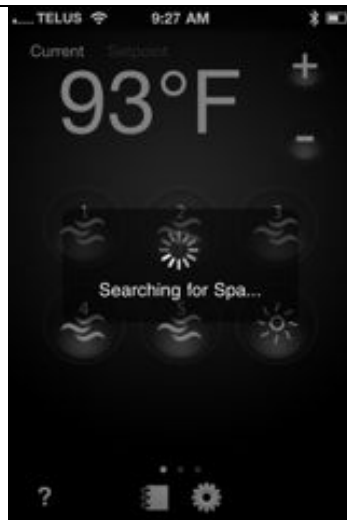
If done correctly there will be a checkmark next to "Arctic Spas". To verify settings press on the small blue arrow next to the lock and wifi symbol




Verify the IP address is set to DHCP and that you have been given an IP address of 169.254.3.1XX



Return to the main screen and locate the Arctic Spas app and launch it.




Wait for the app to load



You should now see the main screen with the temperature and pump/light controls. You are now connected to your spa wirelessly.

GLOBAL SPA COMPONENTS



To get your spa to log into your home network press the “settings” icon



Select “Router Settings”



Enter the settings from your home router and press save. The spa router will try and log into the home router.



Wait for the spa’s router to log into the home router. This takes at least 90 seconds but could take 5 minutes or more



Go to the settings menu. Scroll to “IP” and make sure it is set to “Static” and not “Dynamic”.



If the spa successfully logged into the home network the next setting will show the IP address it obtained “.XXX”.

GLOBAL

SPA COMPONENTS



If no IP address shows here the router has not yet logged in successfully



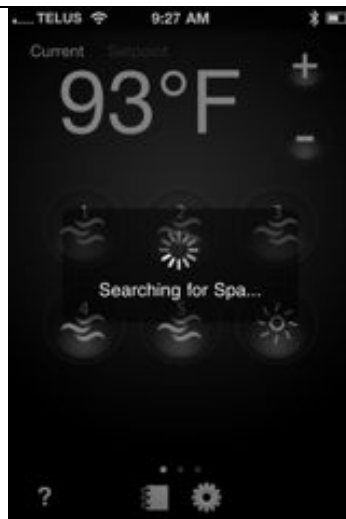
Once you have logged in go back to the phone settings and join your home network.



Close the app by double clicking the "home" button so the tray pops up. Push and hold the Arctic app until it "wiggles". Press the red circle to shut it down.



Return to the main screen and locate the Arctic Spas app and launch it.



Wait for the app to load, when doing this for the first time it can take a while.



Once it connects you are in business, your spa is now on your home network!